







Solana

Token Economics and Coin Creation

@veridelisi

# ▲	Name	Price	Market Cap ⓘ	Volume(24h) ⓘ	Circulating Supply ⓘ
☆ 1	 Bitcoin BTC	\$66,867.74	\$1,313,769,245,880	\$54,928,833,763 822,857 BTC	19,647,281 BTC
☆ 2	 Ethereum ETH	\$3,791.69	\$455,434,860,828	\$25,928,779,164 6,860,005 ETH	120,114,025 ETH
☆ 3	 Tether USDt USDT	\$1.00	\$100,774,058,859	\$106,109,584,242 106,045,417,893 USDT	100,729,057,191 USDT
☆ 4	 BNB BNB	\$440.13	\$65,818,133,227	\$2,668,019,339 6,085,508 BNB	149,540,879 BNB
☆ 5	 Solana SOL	\$141.89	\$62,860,987,905	\$6,169,865,470 43,839,360 SOL	443,013,622 SOL
☆ 6	 XRP XRP	\$0.6239	\$34,102,949,434	\$2,679,002,476 4,319,720,869 XRP	54,664,031,281 XRP

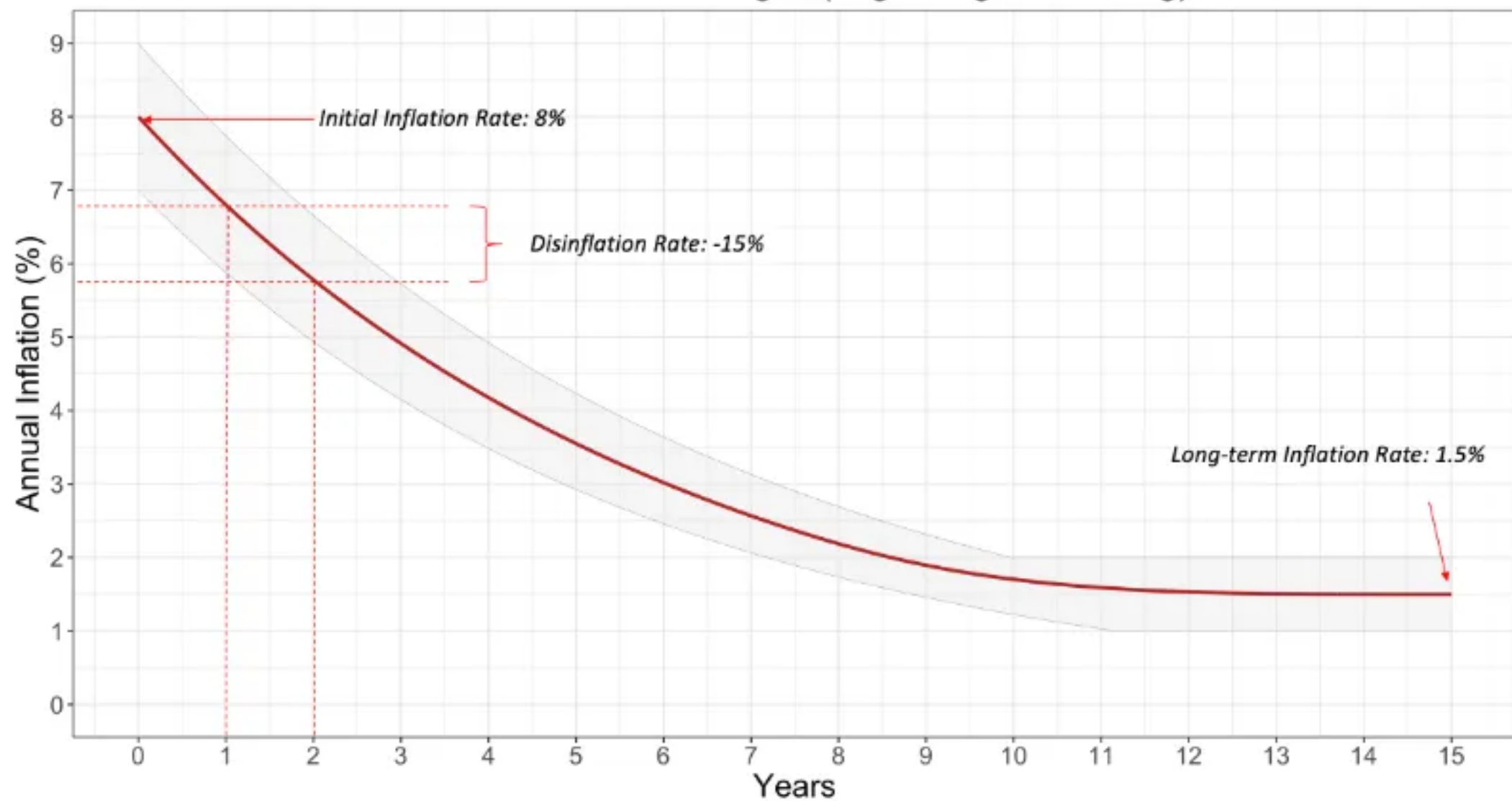
Solana (SOL) token is the fifth largest cryptocurrency !

What is the current supply of SOL?

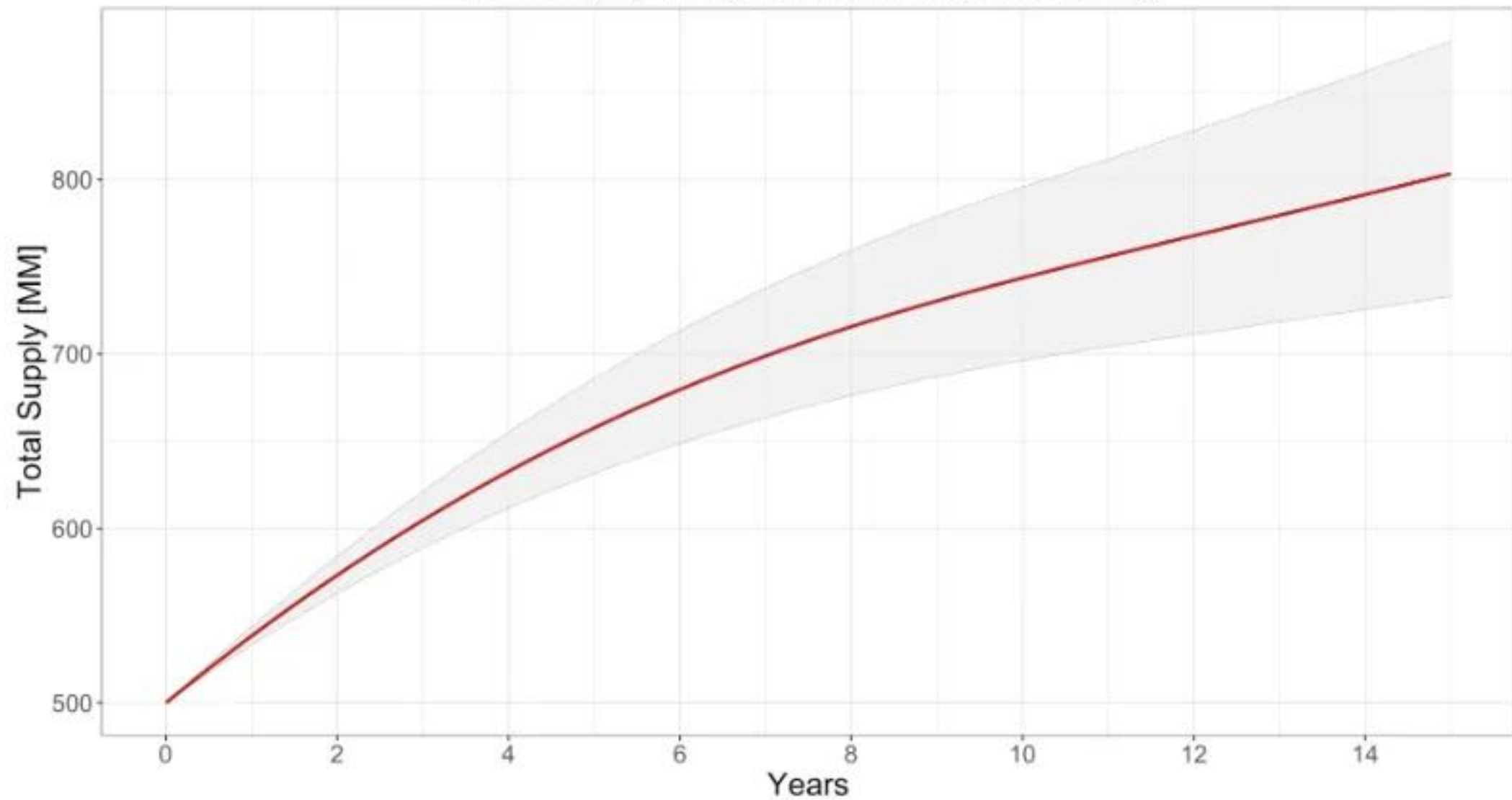
At network launch, **500,000,000 SOL**

- Total supply is **571m** sol token
- The amount of circulating Sol token is **442m**
- The non-circulating Sol token amount is **128m**

Inflation Schedule Ranges (neglecting fee burning)



Total Supply Ranges (neglecting fee burning)



Staked Supply

378,093,033.9

(66.2% of total supply)

TOTAL SOL STAKED

47,448,085.4

(12.5% of total staked)

LOCKED SOL STAKED

17,765,105

(37.4% of locked stake, 4.7% of total staked)

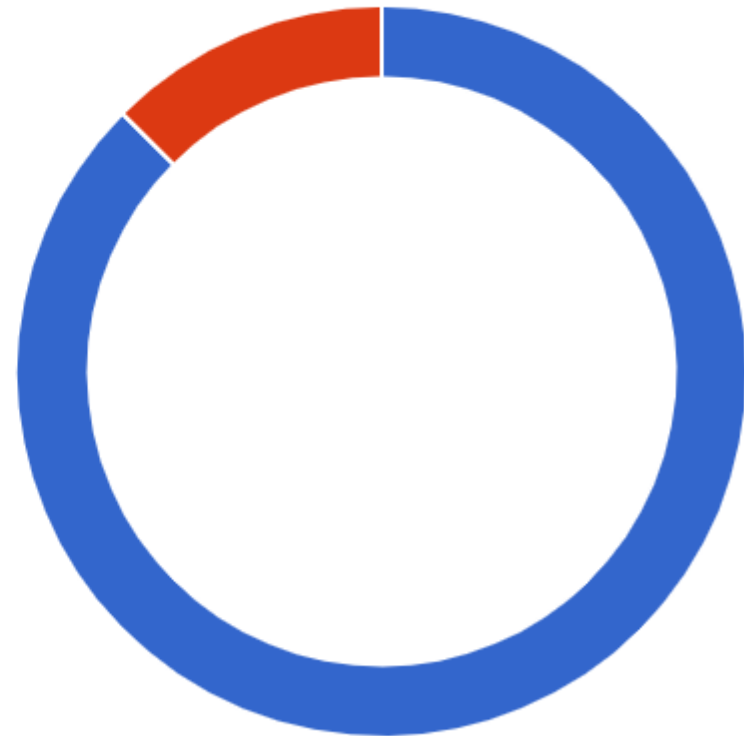
ALAMEDA'S LOCKED STAKE


Total Stake %

Locked Stake %

Alameda Locked Stake %

Unlocked Stake Locked Stake



 3,636.029 SOL

Fees (24h)

User Priority Fees:	2,060.58
Total Base Fees:	874.11
- User Base Fees:	198.87
- Vote Base Fees:	675.24
Failed Tx Fees:	1,063.68

 1,818.015 SOL

SOL Burnt (24h)

From User Priority Fees:	1,030.29
From All Base Fees:	437.05
From Vote Fees:	337.62